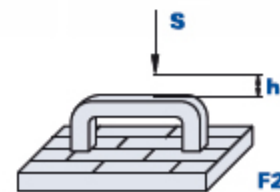
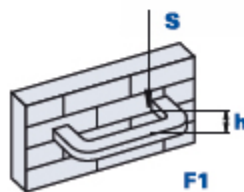
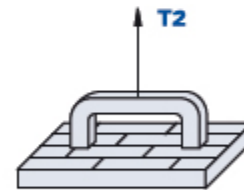
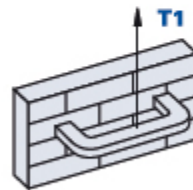
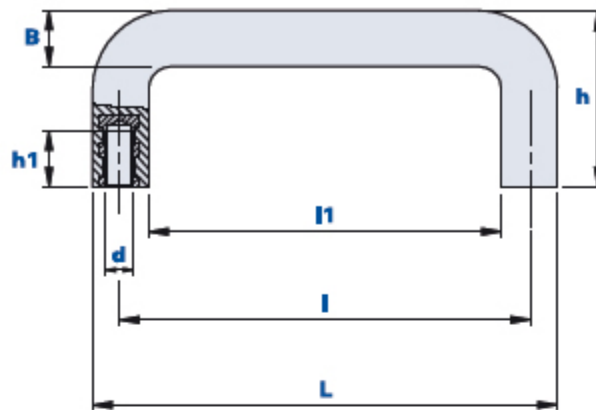


# M20



## Maniglia a ponte con boccole filettate cieche



$$I(J) = P(N) \cdot h(m)$$

Codice	Descrizione	Dimensioni						Inserto		T1 - T2		F1 - F2		Peso grammi	Stock
		L	D	h	B	I1	I	d	h1	(N)	(N)	(J)	(J)		
01M20086C	M20/086 M6	102	24	45	14	71	86	M6	16	2650	3050	8,5	12,5	53	√
01M20086D	M20/086 M8	102	24	45	14	71	86	M8	16	2650	3050	8,5	12,5	51	√
01M20117C	M20/117 M6	132	25	50	16	100	117	M6	16	2500	3400	8,5	12,5	79	√
01M20117D	M20/117 M8	132	25	50	16	100	117	M8	16	2500	3400	8,5	12,5	82	√
01M20120C	M20/120 M6	132	25	50	16	100	120	M6	16	2500	3400	8,5	12,5	79	√
01M20120D	M20/120 M8	132	25	50	16	100	120	M8	16	2500	3400	8,5	12,5	82	√

**Materiale**

Tecnopolimero a base poliammidica (PA).

Resistente a sostanze chimiche organiche ed inorganiche quali oli, grassi, carburanti, solventi.

**Colore**

Nero finitura satinata. Altri colori per adeguate quantità.

**Inserto**

Ottone.

**Confezione**

10 - 50 - 100 pcs.